



HYDRAULIC CLUTCH CONVERSION

If your bike is not listed, let Venhill know the following information and we'll select the components for you to build your own kit...



Important point to note:

All slave cylinders have a stroke / travel distance of up to **10mm**, so if your existing clutch cable operation requires longer travel distance then a Magura HYMEC clutch conversion will not be suitable.

Supplied master cylinder will include:

- 10.5mm Piston Diameter.
- Optional decompression lever in box.
- Optional mirror mounting bracket in box.
- Optional Clutch safety switch in box.

*We can supply a black lever blade as an extra part if required.
We can also offer the HC1 Master cylinder instead.*

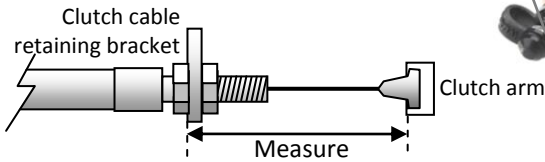
1 Let us know the hose length you require...

- **1050mm** – (HYM-1050)
- **1125mm** – (HYM-1125) or
- **Any hose length** with either an M10x1mm male adapter (3/60100AC) or a M10 Banjo and M10x1mm Bolt (110100D); 6mm banjo for the slave (3/60061C) and 2 x 6mm washers (0454986).


2 Determine the rod length that you will need.

On your existing clutch cable, measure the distance from where the clutch arm is attached at the nipple, to the face where the cable is retained /or adjuster mounted.

Example measurement:



4 Select either trumpet

(default) or additional slotted barrel nipple (0412310) to fit to clutch arm. 

3 Select a suitable diameter to locate the slave cylinder...

By default the slave will come with the 'top hat' mounting adapter (pictured) which has an **8mmØ**. The cap can be removed by sliding off the rod for a **5mmØ**. An alternative mounting adapter with a rubber 'O' ring can be also used **9mmØ**. (0430985 + 0488255)

Hymec service/bleed kit included*
part no. 0722152



Bleed nipple banjo bolt included
(part no. 0722136)










* You must use Magura 'Blood' Mineral Oil or your Hymec system warranty will be void. 12 Month Manufacture's Warranty on Master and slave cylinder included by Magura. If your system develops a leak or fault (within the 12 Month period), then, depending on the nature of the fault, Venhill / Magura will provide a repair free of charge.


Continued....

HYDRAULIC CLUTCH CONVERSION

5 Select the closest match slave cylinder to your measurement taken at step 3...

Note: We recommend choosing an activation length equal or longer than your existing cable clearance, as it will give more freeplay and you will be able to adjust the working position on the slave using washers and / or spacers. A shorter rod activation length will risk the clutch slipping when releasing the lever.

Slave Cylinder	Activation Length	Order Code
	31-33mm	2100308
	39-41mm	0120649
	46-48mm	0120648
	51-53mm	0120655
	56-58mm	0120652
	60-62mm	0120651
	65-67mm	2100003
	70-72mm	0120653
	82-84mm	0120659
	105-107mm	0120657



A 'universal' adjustable cap can replace the plain cap on the end of any slave cylinder for added adjustable range of 55 to 70mm. (**2100018**). Note the cap must not be sealed when fitted to a slave cylinder.